





# KEYLESS1 USER INSTRUCTIONS

## TO LOCK

1. Close the door.
2. Make sure knob is pointing up to , then set any 4-digit code.
3. Turn knob to .
4. Scramble the dials.

## TO UNLOCK

1. Re-enter your code.
2. Turn the knob up to .
3. Open the door.
4. Keeping the knob facing , scramble the dials for the next user.



See how it works:

[www.keyless.co/keyless1-instructions/user/](http://www.keyless.co/keyless1-instructions/user/)



**MANAGERS**

**EMERGENCY REMOVAL:**

[www.keyless.co/keyless1-instructions/emergency/](http://www.keyless.co/keyless1-instructions/emergency/)



**KEYLESS.CO**

